

www.lyfthaus.com

Premium Architectural Goods Elevator Collection

Open aspect goods elevator scissor platform lifts for architectural applications



lyfthaus

Lyfthaus have a well proven team of experienced and innovative design engineers and creative thinkers who deal solely with the stylish and refined tastes of architectural clients. Placing their clients' needs at the heart of every design, the Lyfthaus objective is to exceed clients' expectations, delighting them by providing an individual and unique service that delivers an uncompromisingly high standard of design, fit and finish to every project.

Lyfthaus designs are never about us. Our clients are our focus. Our designers are not only passionate, skilled and experienced, but are excellent listeners and communicators. We take the time to thoroughly understand our clients and what they want from each individual platform lift project. Only then do we start to think about the design itself.

We are the lift industry's foremost creative designers providing architects with an unparalleled freedom of choice and the source of the very best architecturally inspired platform lift design solutions. The Lyfthaus team develop trusted relationships that see clients returning time after time, year after year.

We combine stimulating new trends and finishes with a client's key requirements to guarantee a design that is exclusive, reflecting their own property style and requirements.

Lyfthaus offers expert knowledge and advice, using tailor made designs, hand-crafted studio based manufacturing methods and luxury finishes enabling clients to realise the full potential of their new bespoke platform lift.

Lyfthaus premium open aspect platform lifts can be found in Britain's finest buildings, architectural icons and A-list properties.






Studio One at the Lyfthaus Technology Centre, Nr. Cambridge

Bins, bikes, office and catering supplies can all be transported with ease to this valuable basement space.

- 500 - 10,000Kg capacity
- Up to 6000mm travel
- Bespoke platform sizes
- Bespoke platform configurations
- Gates and barriers to suit
- Finishes and styles to suit
- Custom adaption of balustrade to form discreet interlocked gate

Virtually undetectable to passing pedestrians, Lyfthaus lightwell lifts are a discreet method of transporting bins and goods from lightwell basements to street level. When lowered the lift is out of sight and often finished to complement the adjacent architecture. The street side balustrade is adapted to form a gate complete with interlock safety mechanism.




No more space consuming,
back breaking ramps.

Split level platform lifts
designed specifically for your
property and type of loads.

- 500 - 10,000Kg capacity
- Up to 3000mm travel
- Bespoke platform sizes
- Bespoke platform configurations
- Gates and barriers to suit
- Finishes and styles to suit

Lyfthaus split level platform lifts are the ideal solution for transporting bins, pallets and roll-cages between two fixed levels. They are often installed in loading bays, adjacent to steps or to replace a ramp. They are particularly popular in retail, hospitals, schools and universities, hotels and restaurants. Barriers and gates are designed to suit the specific location and load.





Ultimate flexibility.

A low rise platform lift that's compliant for use by disabled people, pushchair and pram users as well as all manner of goods.

- 500 - 3000Kg capacity
- Up to 600mm travel without barriers
- Bespoke platform sizes
- Bespoke platform configurations
- Auto rise stop
- Finishes and styles to suit

The super discreet solution for transferring loads between two low fixed levels. Trolleys, clothes rails, bins, pallets and roll cages can be moved without the need for a ramp. The lift can be clad in your choice of finish so it complements adjacent surfaces.



Ultimate flexibility

We rise by lifting others

For home or commercial use.

Lift platforms can be used to provide hidden storage of pool and snooker tables, foosball tables, table tennis tables and air hockey tables.

- 500 - 10,000Kg capacity
- Up to 1500mm travel
- Bespoke platform sizes
- Bespoke platform configurations
- Finishes and styles to suit
- Custom adaption for locating floor finish

A stylish and practical method of storing your favourite bar game tables. At the touch of a button the table can be lowered from sight so the floor space can be used for other purposes. The lifts are exceptionally stable and equally suited for residential and commercial applications



LiftHaus

Tight for space?

Your solution found.

- 200Kg capacity
- Up to 4400mm travel
- Bespoke platform sizes
- Bespoke platform configurations
- Guarding to suit
- Finishes and styles to suit
- Very compact

Lyfthaus mast lifts use a sleek aluminium profile mast to drive the load between levels. The very compact design makes it ideal for use in lightwells and other confined areas. We design and build the platform and load restraint to suit your specific application. This lift is concealed below trap doors.



Lyfthaus


A brilliant alternative to conventional goods lifts.

No more ugly box shafts or overhead clearance allowance.

- 500 - 10,000Kg capacity
- Up to 6000mm travel
- Bespoke platform sizes
- Bespoke platform configurations
- Gates and barriers to suit
- Finishes and styles to suit



A cost effective method of moving large and heavy loads between two floors. These lifts are used to transport hundreds of wheelie bins within a large student accommodation complex in central London. Each lift can house three large commercial bins or nine residential size bins. They have a 6000Kg combined capacity.



Secure, concealed storage.

Push button bin storage -
insulated, safe, hidden.

- 500-2000Kg capacity
- Bespoke platform sizes
- Bespoke platform configurations
- Finishes and styles to suit
- Custom adaption of balustrade to form discreet interlocked gate
- Residential and commercial versions

No more smelly, ugly bins taking up valuable garden or driveway space. Bins can now be stored securely underground and out of sight in a Lyfthaus subterranean bin store. Various sizes are available for two, three or four domestic wheelie bins and up to six 1100ltr commercial bins. The same system can be used to store bikes and motorbikes.

Lyfthaus





For showroom or home use.

Lyfthaus car lifts are suitable for virtually all properties.

- 500 - 10,000Kg capacity
- Up to 6000mm travel
- Bespoke platform sizes
- Bespoke platform configurations
- Gates and barriers to suit
- Finishes and styles to suit
- Custom adaption of balustrade to form discreet interlocked gate

A stylish and practical method of moving vehicles to basements and mezzanine floors or simply for display purposes. Bespoke car platform lifts made to measure and with your choice of barrier and enclosure style.



We rise by lifting others

For home or commercial use.

To transport goods from basement level to ground floor level. When lowered the upper canopy fills the aperture and is finished with a matching floor.

- 500 - 10,000Kg capacity
- Up to 3500mm travel
- Bespoke platform sizes
- Bespoke platform configurations
- Finishes and styles to suit
- Custom adaptations to suit location
- Upper canopy with tray to

This lift is used to transport tables and chairs from basement storage directly into this prestigious North London town hall where the ballroom is used for wedding receptions and gala balls. Similar applications can be found in pubs, restaurants and home cellars.

Lifthaus




Working in close liaison with architects and builders we provide a design and build collaboration service to ensure your creative vision becomes reality.

This floor to floor platform lift is suitable for DDA requirements and also as a goods lift to transport deliveries to a busy university campus bar from ground level to basement level. The platform lift has a capacity of 500Kg and a travel distance of 3M.

The shaft enclosure has been designed to complement the local architecture and interior styling beautifully and the lift operates within this perfectly to provide seamless, smooth vertical transportation.

Together with the builder and architect we have developed a solution that satisfies both the aesthetic requirements and operational effectiveness.

LiftHaus



Lifts without limits!


The bigger, the better. The only limit is your imagination.

Whatever the weight,
whatever the size ,
whatever the height.

Lyfthaus LKA has the solution.

With the opening of our new Lyfthaus LKA facility we have the opportunity to offer scissor lifts with virtually no limits on weight and size. This huge new plant has been designed specifically to produce bespoke lifts for special applications that demand a very big scissor lift platform. Please challenge us with your specification!

Lyfthaus



- BS6440/2011 and EN1570.1 compliant
- Low profile, single, double and triple scissor mechanism lifts to heights of 3M
- 500 - 50,000Kg capacity
- Platform sizes to suit
- Configurations to suit
- Stainless steel, bronze, copper, brass metallic pearlescent and all RAL code paint finishes
- Architectural specialists
- In-house design service
- Three year parts and labour warranty
- Prestige marketplace experts
- Goods, passenger and attended options

Lyfthaus

Like all pioneers, the Lyfthaus founders' approach to platform lift design had to be unique. To be different. They wanted Lyfthaus to stand out by standing for something different and for many years the company has done just that. Year after year, new platform lifts and refreshed designs have been introduced, each as impressive as the last, keeping pace with continually evolving architectural trends. As time has progressed a company style has emerged and now the Collection created by Lyfthaus of Cambridge is internationally recognised as the open aspect platform lift industry's leader in stylish contemporary design, technical innovation and bespoke adaptability.

Lyfthaus Limited, Steeple Bumpstead, Nr. Cambridge CB9 7BN UK

Tel: 01440 731111 lifts@lyfthaus.com www.lyfthaus.com

Lightwell bin lift, St. James, London

